

PassPorter 2004 Sneak Peek

Hi there!

Thanks for downloading this sneak peek of PassPorter Walt Disney World 2004 Edition. Inside you'll find 30 genuine sample pages, straight from the master files of PassPorter 2004. Here is a list of what we've included:

- Our entire front section, including:
 - Praise, reviews, and awards for PassPorter
 - What's New in PassPorter 2004
 - Copyright and title page (oh boy!)
 - Authors, PassPorter Team, and Acknowledgment pages
 - Table of Contents
- Introduction (a "congratulatory" letter to you) and Disney Dreaming
- Introduction to Planning (from Chapter 1)
- Packing List page #1 (from Chapter 2)
- Pop Century Resort page #4 (from Chapter 3)
- Magic Kingdom Introduction (from Chapter 4)
- Magic Kingdom Entertainment and Shopping (from Chapter 4)
- Magic Kingdom Fold-Out Park Map (from Chapter 4)
- Epcot Attraction Charts pages #3 & #4 (from Chapter 4)
- Disney-MGM Studios Eateries pages #2 and #3 (from Chapter 5)
- Special Occasions (from Chapter 6)
- Magic Tips and Stories (from Chapter 6)
- More PassPorters (from back of book)
- Tabs, personalizations, and labels
- First Day PassPocket (front and back)

We've tried to provide a sample from each chapter, as well as samples of each type of page found in PassPorter 2004 (text, worksheet, chart, map, photo, tips/memories, tabs/labels, PassPocket, etc.) We should note that these are only samples and the pages are out of context, so information is missing—for example, we couldn't include all four pages for Pop Century Resort, nor could we fit an entire fold-out park map into this file. Please also keep in mind that the quality in this file is lower than that of the actual book, as we needed to keep this file small for downloading.

We encourage you to learn more about PassPorter Walt Disney World 2004 at <http://www.passporter.com/wdw/2004.htm>. If you have any questions, please e-mail us at jenniferanddave@passporter.com.

Thanks,

Jennifer, Dave, and Allison

P.S. Our 2005 edition comes out in January 2005.

HOT TIP:


Order PassPorter Walt Disney World 2004
at **20-30% Off!** See details on the next page.

How to Get Your Own Copy of PassPorter Walt Disney World 2004

You'll find PassPorter 2004 in three general locations:

1. **Direct** from us at <http://www.passporterstore/store/2004.aspx> or call toll-free 877-929-3273 (or 734-332-7801). This is the fastest and usually least expensive way to obtain a copy, plus you get personal service from the authors! Use the code "peek" to get 20% off any 2003 edition! If you already have a copy of PassPorter (any edition), you can register it to receive a 30% discount coupon off the list price of PassPorter WDW 2004! Register at <http://www.passporter.com/register.htm>.
2. **Online** at Internet booksellers like Amazon.com, BarnesAndNoble.com, and Borders.com. Almost every online bookstore carries PassPorter.
3. **Offline** at your local bookstore. If you don't see it on the shelf, you can usually special order it for free. The ISBN for the spiral edition is 1-58771-012-9 and the ISBN for the Deluxe Starter Kit is 1-58771-013-7. You'll find a helpful information page you can print out and take to your local bookstore at <http://www.passporter.com/wdw/offlinebookstores.htm>.

PassPorter 2004 comes in three styles:



Spiral Edition (ISBN: 1-58771-012-9)

Features a plastic coil binding with a sturdy, wrap-around cover and an extra "spine" you can fold-out to protect your pages and identify your book. This edition also full-color fold-out maps, self-stick tabs and labels, almost 50 photos, and information on upcoming attractions and resorts! List price is \$21.95 (we discount 15% for all, 30% for registered readers).

Deluxe Edition (ISBN: 1-58771-013-7)

Same great covers, text, and PassPockets as our spiral edition, but in looseleaf format within a stylish six-ring binder. Perfect for adding, removing, and rearranging pages and PassPockets. List price is \$39.95 (we discount 15% for all, 30% for registered readers).



Deluxe Refill Kit (no ISBN, only available direct)

For current owners of a Deluxe Edition. The Deluxe Refill Kit comes with the looseleaf covers, text, and PassPockets so you can place them in the binder you already have. List price is \$21.95 (we discount 15% for all, 30% for registered readers).

Praise for PassPorter®

"A nifty travel guide that works overtime as a planner, organizer and journal..."

— Jacky Runice
Daily Herald—Chicago

"[PassPorter] is a brilliant travel aid... the most practical, sanity-saving guide you could take along to Disney World."

— Stephanie Gold,
Amazon.com

"[PassPorter] has become the Bible for those of us who want to experience Walt Disney World to the max."

— Kim Cool,
Venice Gondolier Sun

"Vacationers who want to enjoy all that Disney World has to offer should make sure they take along this PassPorter guide."

— ForeWord Reviews

I give PassPorter an A+. It's very organized! The data and facts are presented in a deceptively simple and clear format.

— Anne DeMallie
in Massachusetts

I truly fell in love with my PassPorter. I carried this book with me everywhere I went and it gave me great information! Thank you!

— Bethan Langlois
in Louisiana

We love completing the daily memories section with our daughter at the end of each day. The PassPorter is just SO MUCH FUN to use!

— Susan Coward
in Mississippi

PassPorter is a GREAT planning guide! Why didn't I buy it before?

— Juli Dennis
in Ohio



What's New in the 2004 Edition

Major Enhancements:



Unique to PassPorter!

- ★ **Full color, fold-out maps** of the four major Disney theme parks, printed on heavier paper to stand up to rugged use
- ★ **Color, self-stick tabs** to mark your chapters in whatever way you prefer for quick and easy reference
- ★ **Three times more photos** than our previous edition—many of which include your authors in the picture, too!
- ★ **Personalization labels** to custom-design your PassPockets to your own vacation
- ★ **Fun stickers** to brighten up your PassPorter and mark important pages, events, and memories
- ★ **Coverage of the recent changes** throughout the “World”—thanks to our later production schedule, this is the most up-to-date 2004 guidebook available!
- ★ **Disney changes highlighted** with a light blue background to mark significant additions and changes to Walt Disney World since our last edition
- ✓ **Expanded coverage** of reservation procedures and policies, package vacations, children’s programs, and special occasions
- ★ **More coupons and offers** for your favorite Disney-related services, such as MouseEarVacations.com and DVC By Resale

Fun New Features and Information:

- ★ Updated PassPockets offer more flexibility, including space for cruise vacation information
- ✓ Four-page sneak peek at Saratoga Springs Resort (spring 2004)
- ★ Sneak peeks at upcoming attractions, including Stitch Escape!, Soarin’ Over California, Stunt Show, and Expedition: Everest
- ✓ Updated “Vegebility” (vegetarian) ratings for eateries
- ★ More new reader tips, magical memories, and stories
- ★ More peer reviewers to ensure accuracy and thoroughness

...and much, much more! Visit us at <http://www.passporter.com> for a complete list of what’s new and changed in PassPorter 2004!

SAMPLE PAGE

PassPorter[®] Walt Disney World[®] Resort 2004 Edition

The unique travel guide,
planner, organizer,
journal, and keepsake

Jennifer Watson,
Dave Marx,
and
Allison Cerel Marx

PassPorter Travel Press

An imprint of MediaMarx, Inc.
P.O. Box 3880, Ann Arbor, Michigan 48106
877-WAYFARER

<http://www.passporter.com>

PassPorter® Walt Disney World® Resort—2004 Edition

by Jennifer Watson, Dave Marx, and Allison Cerel Marx

© 2004 by PassPorter Travel Press, an imprint of MediaMarx, Inc.

P.O. Box 3880, Ann Arbor, Michigan 48106

877-WAYFARER or 877-929-3273 (toll-free)

Visit us on the World Wide Web at <http://www.passporter.com>

PassPorter® is a registered trademark of MediaMarx, Inc.

Photographs on pages 33, 76, 86, 140, and 222 © Disney

Additional photographs © MediaMarx, Inc.

Vegeability ratings and orange symbol © Susan Shumaker and Than Saffel

All rights reserved under International and Pan-American Copyright Conventions.

PassPorter® Walt Disney World® Resort is not affiliated with, authorized or endorsed by, or in any way officially connected with, The Walt Disney Company, Disney Enterprises, Inc., or any of their affiliates.

While every care has been taken to ensure the accuracy of the information in this travel guide, the passage of time will always bring changes, and consequently the publisher cannot accept responsibility for errors that may occur. All prices and operating schedules quoted herein are based on information available to us at press time. Operating hours, maps, resort policies, future attractions, admission fees, and other costs may change, however, and we advise vacationers to call ahead and verify these facts and any others which are subject to change. The authors and publishers of this book shall not be held liable for any information (valid or invalid) presented here and do not represent The Walt Disney Company.

Walt Disney World® is a registered trademark of The Walt Disney Company. This guide makes reference to various Disney copyrighted characters, trademarks, marks, and registered marks owned by The Walt Disney Company, Disney Enterprises, Inc., and other trademark owners. The use in this guide of trademarked names and images is strictly for editorial purposes, and no commercial claim to their use, or suggestion of sponsorship or endorsement, is made by the authors or publisher. Those words or terms that the authors and publishers have reason to believe are trademarks are designated as such by the use of initial capitalization, where appropriate. However, no attempt has been made to identify or designate all words or terms to which trademark or other proprietary rights may exist. Nothing contained herein is intended to express a judgment on, or affect the validity of legal status of, any word or term as a trademark, service mark, or other proprietary mark.

PassPorter® Walt Disney World® Resort is authored and edited by Jennifer Watson, Dave Marx, and Allison Cerel Marx. The information presented is for your personal vacation planning. Any stated opinions are ours alone, unless otherwise noted, and do not represent The Walt Disney Company or anyone else. Materials submitted and credited by persons other than ourselves are here with their permission and any associated rights belong to them.

Any and all written messages, suggestions, ideas, or other information shared with the authors in response to this guide shall be deemed and shall remain the property of PassPorter Travel Press.

Special Sales: PassPorter Travel Press publications are available at special discounts for bulk purchases for sales premiums or promotions. Special editions, including personalized covers and excerpts of existing guides, can be created in large quantities. For information, write to Special Sales, P.O. Box 3880, Ann Arbor, Michigan, 48106.

ISBN 1-58771-012-9

10 9 8 7 6 5 4 3 2 1

Printed and bound in Hong Kong

About the Authors



Name: Jennifer Watson
Date of birth: 10/09/68
Residence: Ann Arbor, MI
Signature: *Jennifer Watson*

Jennifer Watson fell in love with Walt Disney World on her first visit as a teenager in 1983. She has since returned more times than she can count on her fingers and toes, visiting every park, attraction, resort, and restaurant at least once. As author of over a dozen popular books, she yearned to write one about Walt Disney World but felt no interest in churning out yet another travel guide when there were so many excellent books already available. When she hit upon the idea of the PassPorter, she knew she could offer her fellow vacationers something unique and valuable. With the help of the PassPorter, Jennifer has organized gatherings at Walt Disney World for individuals, groups, and families of all ages. Jennifer would like to live in Cinderella Castle, but happily settles for Ann Arbor, Michigan where she makes her home with Dave and their adorable Alaskan Malamute, Kippi.

Dave Marx may be considered a Renaissance Man, a jack-of-all-trades, or a dilettante, depending on how you look at things. He took a 20-year hiatus between his early journalism training and the commencement of his full-time writing career. Beyond co-authoring numerous books with Jennifer, he's been a radio writer/producer; recording engineer; motion picture music editor; broadcast engineering supervisor; tax preparer; cab driver; whitewater safety and rescue instructor; developer and instructor of online publishing courses; and newsletter editor and promotions chief for an online forum. He has also co-authored and contributed to numerous books about America Online and the Internet. He discovered the "World" (Walt Disney World, that is) in 1997 and spent more than six months there over the following five years. Dave is from New Jersey, and now makes his home in Ann Arbor, Michigan.



Name: Dave Marx
Date of birth: 04/07/55
Residence: Ann Arbor, MI
Signature: *Dave Marx*



Name: Allison C. Marx
Residence: New Jersey
Signature: *Allison*

Allison Cerel Marx ("Allie") is a veteran visitor to Walt Disney World (and Dave's 11-year-old daughter). She has a maniacal grin, especially when spinning one of Mad Hatter's teacups at top speed. She's camped at Fort Wilderness, hung out in the Treehouses at the Disney Institute, celebrated New Year's Eve 1999/2000 in the Magic Kingdom, and photographed animals at the Animal Kingdom Lodge Resort. She shares her "A-OK!" ratings and ever-popular "Allie's kidTips" notes for attractions in the Touring the 'World' chapter. Allie also offers her thoughts on the childcare clubs on property.



PassPorter Team

Our Expert Peer Reviewers and Researchers—This group of extremely knowledgeable experts, each widely acknowledged as a leader, painstakingly checked our text and maps and helped us ensure PassPorter’s accuracy, readability, and thoroughness.



Steve Baker enjoys assisting others in vacation planning as a PassPorter message board guide. Steve became addicted to Disney at the age of 7 and now visits the “World” annually. He is husband to Susan and father to three.

Joanne and Tim Ernest are message board guides at PassPorter, where they enjoy discussing the magic of Disney with readers. They have two boys, David and Andrew, and are veterans of over a dozen trips to Disney.



Laura Belle Hime has made sixteen trips to Disney World and Disneyland. She travels solo as well as with young children (her kids and grandkids), adults, and families. She is also a message board guide at PassPorter Online.

Deb Koma, a Virginia-based writer, discovered the magic of Walt Disney World relatively recently. Since then she has made up for lost time, and is now a veteran of over twenty Disney trips, with many more on the horizon.



Bruce Metcalf has loved and studied Disney parks since 1958. He works at a major Central Florida theme park and co-writes the delightful “Iago & Zazu’s Attraction of the Week” at <http://aotw.figzu.com>.

Michelle Nash is an Instructional Technologist who has loved Walt Disney World since her first trip in 1975. Since then she’s been over ten times. She is also a PassPorter message board guide and the mother of one son, Todd.



Sandy Schubert is a frequent visitor to Walt Disney World and a PassPorter message board guide. She is married to Andy and has two sons, Chris and Craig, who is a recent alumnus of the Walt Disney World College Program.

Cindy Seaburn and her husband Russ make several weekend visits a year to Walt Disney World. As a PassPorter message board guide, Cindy enjoys chatting with others about all the excitement found at Walt Disney World.



Ann Smith is a PassPorter.com message board guide. She is wife to Jim and Mom to Jamie, Brendan, and Shelby, who are all equally addicted to Walt Disney World and try to visit at least twice a year.

Jeff Spencer enjoys helping fellow Walt Disney World fans on Disney-related Internet discussion groups. For Disney trip reports, tips, links, and other excellent Disney information, visit <http://home.hiwaay.net/~jlsponce>.



Deb Wills is a recognized expert on Disney and the founder of the popular Unofficial Walt Disney World Information Guide at <http://www.wdwig.com>. Deb publishes the “All Ears” newsletter and contributes to discussion groups.

Printer: Magnum Printing, Ltd., Hong Kong (thank you, Anita Lam!)

Visibility Specialists: Kate and Doug Bandos, KSB Promotions

Sorcerers’ Apprentices: Kim and Chad Larner, Jeanne Beroza, and Carolyn Tody

Special thank yous to Tom Anderson, Mariska Elia, Dave Hunter, Miguel Piedra, Than Saffel, Susan Shumaker, Peter Stepniewicz, Rick Sylvain, and Dirk Uhlenbrock.



Acknowledgments

A “world” of thanks to our readers, who’ve contributed loads of tips and stories since PassPorter’s debut. A special thanks to those who generously allowed us to include their contributions in this edition:

Anne DeMallie, Bethan Langlois, Susan Coward, and Juli Dennis (page i); Jennifer McGhinnis, Shelly Andersen, Blair Barbesin, and Susan Robertson (page 12); Judy Waldy, Maria Gallagher, Vickie Owens, and Kalliope Mulchi (page 24); Margaret Wellman, Tom Anderson, Steve Baker, and Debbie Hill (page 112); Jeri Hall, Jacquelyn Boyles, Susan Beaty, and Gregory Rose (page 198); Cynthia Olsen, Liz Myrato, and Lisa Frieman (page 240); Kris Powell, Tami Romano, and Carolyn Tody (page 260); Lori Enders, Cindy Seaburn, Kathleen Dahm, Jessica Sims, Patricia Chandler, and Melinda Brickhouse (page 279). May each of you receive a new magical memory for every reader your words touch.

PassPorter would not be where it is today without the help and support of the many members of the Internet Disney fan community. Our thanks to the friendly folks below and to all who we didn’t have room to include!

- RADP ([news://rec.arts.disney.parks](http://rec.arts.disney.parks) newsgroup).
- Deb’s Unofficial Walt Disney World Information Guide (<http://www.wdwig.com>).
- Unofficial Disney Information Station (<http://www.wdwinfo.com>). Thanks, Pete!
- Adults at Walt Disney World (<http://www.adultsatwdw.com>). Thanks, Rose!
- Badger’s Disney Countdown (<http://nhed.com/countdown>). Thanks, Ed!
- Disney Vacation Planning (<http://www.solarius.com/dvp>). Thank you, Paul!
- Disney World: The Unofficial Online Guide (<http://wdisneyw.co.uk>). Thanks, Joanne!
- DisneyZone (<http://www.disneyzone.actusa.net>). Thanks, Kimmi!
- eGuides to Go (<http://www.eguidestogo.com>). Thanks, Andy!
- Hidden Mickeys of Disney (<http://www.hiddenmickeys.org>). Thanks, Tom!
- Intercot (<http://www.intercot.com>). Thank you, John!
- LaughingPlace.com (<http://www.laughingplace.com>). Thanks, Doobie and Rebekah!
- Magictrips.com (<http://www.magictrips.com>). Thank you, Ada!
- MousePlanet.com (<http://www.mouseplanet.com>).
- MouseSavers.com (<http://www.mousesavers.com>). Thanks, Mary!
- Our Laughing Place (<http://www.ourlaughingplace.com>). Thanks, Ahnalira!
- Priority Seating Calculator (<http://pscalculator.net>). Thanks, Scott!
- Spencer Family’s Disney Page (<http://home.hiwaay.net/~jlsponce>). Thanks, Jeff!

A special thank you to the Guides (moderators) of our own message boards: Steve Baker, Michelle Clark, Joanne and Tim Ernest, Kristin Grey, LauraBelle Hime, Debbie Hendrickson, Christina Holland-Radvon, Robin Krening-Capra, Marcie LaCava, Don Lefebvre, Michelle Nash, Allison Palmer-Gleicher, Susan Rannestad, Sandy Schubert, Cindy Seaburn, Ann Smith, Nate Stokes, Suzanne Torrey, Sara Varney, Suzi Waters, Brant Wigginton, Debbie Wright, and the 6000+ readers in our amazing community at <http://www.passporterboards.com>.

A heartfelt thank you to our family and friends for their patience while we were away on trips or cloistered at our computers, and for their support of our dream: Carolyn Tody; Tom Anderson; Fred and Adele Marx; Kim, Chad, Megan, and Natalie Lerner; Dan, Jeannie, Kayleigh, Melanie, and Nina Marx; Gale Cerel-Marx; Jeanne and David Beroza; Gordon Watson and Marianne Couch; George Louie; Tracy DeGarmo; Ben Foxworth; and Marta Metcalf.

Last but not least, we thank Walter Elias Disney for his dream.

Contents

Congratulations!	1
Disney Dreaming.....	2
Planning Your Adventure	3
Planning With Your PassPorter	4
Finding Disney Information	6
Budgeting For Your Vacation	8
Money-Saving Programs and Tips	10
Plan It Up! (Tips and Memories)	12
Getting There (and Back!)	13
The Best of Times	14
Getting There	15
Are We There Yet?	19
Adventuring! (Tips and Memories)	24
Staying in Style	25
Choosing a Resort	26
Reserving a Room	28
Choosing a Package	30
Resort Key	31
All-Star Resorts	35
Disney's Animal Kingdom Lodge Resort	39
BoardWalk Inn & Villas Resort	43
Caribbean Beach Resort	47
Contemporary Resort	51
Coronado Springs Resort	55
Fort Wilderness Resort & Campground ...	59
Grand Floridian Resort & Spa	63
Old Key West Resort	67
Polynesian Resort	71
Pop Century Resort	75
Port Orleans (and former Dixie Landings) ...	79
Saratoga Springs Resort & Spa	85
Wilderness Lodge & Villas Resort	89
Yacht and Beach Club & Villas Resorts	93
Shades of Green	98
Swan and Dolphin Resorts	99
Disney Cruise Line	100
Disney Vacation Club	102
Hotel Plaza Resorts	104
Hotels Near Walt Disney World	106
Hotels Near Universal Studios	107
Hotels Outside Disney	108
The Last Resort (Tips and Memories)	112

List of Maps, Worksheets, and Charts



Budget Worksheet	9
Cost/Crowds/Temperature/ Rainfall Chart	14
Orlando Intl. Airport Map	17
Travel Worksheet	20
Packing List	22



Resort Comparison Chart	27
All-Star Resorts Map	38
Animal Kingdom Lodge Map	42
BoardWalk Inn & Villas Map	46
Caribbean Beach Map	50
Contemporary Map	54
Coronado Springs Map	58
Fort Wilderness Map	62
Grand Floridian Map	66
Old Key West Map	70
Polynesian Map	74
Pop Century Map	78
Port Orleans Maps	83
Saratoga Springs Map	88
Wilderness Lodge & Villas Map	92
Yacht and Beach Club & Villas Map ...	97



Lodging Worksheet	110
-------------------------	-----

Touring the "World" 113

Park Passwords	114
Park Passes	116
Getting Around the Resort and Parks	118
Magic Kingdom	121
Entertainment and Shopping	122
Our Favorite Touring Plans	123a
Magic Kingdom Tips and Notes	125
Getting to the Magic Kingdom	126
Understanding and Using the Attraction Descriptions and Ratings	127



Epcot	137
Entertainment and Shopping	138
Our Favorite Touring Plans	139a
Epcot Tips and Notes	141
Getting to Epcot	142
Making the Most of IllumiNations	150

Disney-MGM Studios	151
Entertainment and Shopping	152
Our Favorite Touring Plans	153a
Disney-MGM Studios Tips and Notes	155
Getting to Disney-MGM Studios	156

Disney's Animal Kingdom	161
Entertainment and Shopping	162
Our Favorite Touring Plans	163a
Disney's Animal Kingdom Tips	165
Getting to Disney's Animal Kingdom	166



Typhoon Lagoon Water Park	171
Blizzard Beach Water Park	175
River Country Water Park	179
Downtown Disney	181
Cirque du Soleil	184
DisneyQuest	185
Pleasure Island	189
More Places to Play	193
Deciding What To Do	195
Touring Tips and Memories	198

Pass Comparison Chart	117
Disney Property Transportation Chart	119

Magic Kingdom Gift Shops	122
Magic Kingdom Fold-Out Map	124
Attractions At-A-Glance	123b
Charting the Attractions at... ...Main Street, U.S.A.	128
...Adventureland	129
...Frontierland	130
...Liberty Square	131
...Fantasyland	132
...Mickey's Toontown Fair	134
...Tomorrowland	135

Epcot Gift Shops	138
Epcot Fold-Out Map	140
Attractions At-A-Glance	139b
Charting the Attractions at... ...Future World	143
...World Showcase	147

Disney-MGM Studios Shops	152
Disney-MGM Studios Map	154
Attractions At-A-Glance	153b
Charting the Attractions in the... ...Echo Lake Area	157
...New York Street Area	158
...Mickey Avenue Area	159
...Hollywood and Sunset Blvd Areas	160

Disney's Animal Kingdom Shops	162
Disney's Animal Kingdom Map	164
Attractions At-A-Glance	163b
...The Oasis and Discovery Island	167
...Camp Minnie-Mickey	167
...Africa and Rafiki's Planet Watch	168
...Asia	169
...DinoLand, U.S.A.	170

Typhoon Lagoon Map	174
Blizzard Beach Map	178
River Country Map	180
Downtown Disney Map	182
Cirque du Soleil Seating Plan	184
DisneyQuest Map	188
Pleasure Island Map	192

Touring Worksheet	196
-------------------------	-----

Contents

(continued)



Feasting and Snacking 199

Deciding on Dining	200
Priority Seating	201
Restaurant Menu	202
Understanding and Using the Eatery Descriptions and Ratings	204
Restaurant Descriptions	205
Character Meals	232
Dinner Shows	234
A Recipe for Fun (Tips and Memories)	240

Making More Magic 241

Backstage Passes (Tours/Programs)	242
Treasure Hunts	246
VIP Tips	250
Childcare Programs	252
Special Occasions	254
Special Events and Holidays	256
Beyond Walt Disney World	258
Your Own Walt Disney World	260

Index 261

Web Site Index	272
Notes & Autographs	274
Register Your PassPorter	278
PassPorter PassAlongs	279
PassPorter Online (Web Site)	281
Money-Saving Coupons & Offers	282
More PassPorters	284
PassPorter Goodies	285
Vacation At-A-Glance	286

PassPockets back of book

Our Journey	
Our Room(s)	
Our First Day	1
Our Second Day	2
Our Third Day	3
Our Fourth Day	4
Our Fifth Day	5
Our Sixth Day	6
Our Seventh Day	7
Our Eighth Day	8
Our Ninth Day	9
Our Tenth Day	10
Our Special Day	
Our Magic Memories and Trip Report	

Maps, Worksheets, and Charts (cont.)

Magic Kingdom Eateries	205
Epcot Eateries	208
Disney-MGM Studio Eateries	215
Disney's Animal Kingdom Eateries	218
Downtown Disney Eateries	220
Resort Restaurants	224
Character Dining Chart	233
Meal Worksheets	238

Hidden Mickeys	247
Souvenir Shopping Chart	248

Bonus Features...



Florida and Orlando Area Map and Mileage Chart
..... front cover flap

2004/2005 Planning Calendars and Planning Timeline
..... under front cover flap

Bookplate for personalization
..... under front cover flap

Fold-out, full-color maps for the four major theme parks
.... pages 124, 140, 154, and 164

Labels and tabs to customize your PassPorter .. in front of pockets

Walt Disney World Property Map
..... back cover flap

Important Telephone Numbers, Reminders, and Addresses
..... under back cover flap

Page Protector and Marker
.... fold along score on back flap

An elastic band to keep your book securely closed
..... under back cover flap



Congratulations!

First, congratulations are in order—you're going to Walt Disney World! You are about to embark on an experience that will amaze and, hopefully, delight you. This isn't an ordinary, run-of-the-mill trip—after all, you're going to spend your vacation in the heart of Mickey Mouse land!

The Walt Disney World Resort is a world unto itself, full of heralded amusements and hidden gems. Yet the very fact that it is so vast can make a visit to Walt Disney World seem more like a race in a maze than a relaxed vacation. And worse yet, pleasant memories of a great vacation may disappear beneath the stress and worries that accompanied it.

Happily, after fifty-plus trips to Walt Disney World we've learned to dispel our stress with one simple and enjoyable task: **planning ahead**. In fact, it is no task at all—planning is as much fun as the vacation itself. Planning gave birth to the PassPorter concept. Originally, Jennifer made itineraries on her computer and placed them in a binder. During the trip she kept the binder handy, using it to store passes, brochures, and receipts. After the vacation, these organizers had turned into scrapbooks, full of pixie-dusted memories and goofy smiles. When Jennifer's writing career took off she didn't have the time to create binders for every trip. She wished for a simpler version that she could use each trip without a lot of fuss. It was on a Disney bus that the idea came to her. She could make an easy-to-use, book-based version and offer it as a resource to fellow vacationers!

Now, after much work, you hold PassPorter in your hands. The first edition of PassPorter debuted in 1999, creating a sensation in the Disney fan community, winning eight national awards, and helping tens of thousands of vacationers plan great vacations. This edition, our sixth, is our best yet!

It is our greatest hope that PassPorter helps you "discover the magic" through your own eyes, as it did for us. To get you in the spirit, read "Disney Dreaming" on the next page and prepare for your adventure!

Smiles and laughter,

Jennifer, Dave, and Allison

*We'd love to hear from you!
Visit us on the Internet
(<http://www.passporter.com>)
or drop us a postcard from
Walt Disney World!*

P.S. As a favor to loyal readers who want their new editions a bit sooner, we finished this edition's updates in October 2003, a month earlier than usual. We expect some exciting news just over the horizon, so be sure to consult our updates at <http://www.passporter.com/customs/bookupdates.htm>.

Disney Dreaming

A good part of the fun of going to the Walt Disney World Resort is the anticipation before your trip! To really get you into “Disney Dreaming,” we present some of our favorite tips to feed your excitement and prepare you for the adventure that lies ahead. This is magical stuff—don’t blame us if you get the urge to hop on the next plane to Orlando.



Watch a Movie

Disney movies—animations and live action alike—capture the Disney spirit wonderfully. Rent your favorite from the local video store and settle in for a cozy evening. You can also request a free vacation planning video of the Walt Disney World Resort—call Disney at 407-934-7639 to order your free video. (To get a free Disney Cruise Line video, call 888-325-2500.)

Go shopping

Pay a visit to The Disney Store, found in major shopping malls. The stores’ delightful theming, classic characters, and foot-tapping music really get you in the spirit. You can buy park admission at a discount, and special offers may be available with the Disney Visa card (see page 10).

Reminisce

If you’ve visited the “World” before, think back to your vacation and the things you enjoyed most about it. Dig out your souvenirs, photos, and home movies and view them with fresh eyes. If you used a PassPorter last time, go through your PassPockets carefully to refresh your memory and find the notes you made “for next time.” If you haven’t gone to Walt Disney World before, talk to all the friends and family members who have gone and get their impressions, tips, and stories.

Network With Others

Disney fans tend to gravitate towards online services and the Internet. If you’ve got an Internet connection, you’ll find many Disney sites—even one for PassPorter planners! (See page 7 for more information.) No access to the Internet? Look to your communities for other vacationers who’d like to swap ideas and plans—try your workplace and school.

Plan, Plan, Plan



Few things are better than planning your own trip to the Walt Disney World Resort. Cuddle up with your PassPorter, read it through, and use it to the fullest—it makes planning fun and easy. PassPorter really is the ultimate in Disney Dreaming!





PREPARE
the best
possible
vacation



MAKE
the most
of your
PassPorter

Planning Your Adventure



LEARN
where to find
information
on Disney



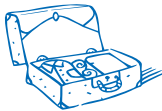
BUDGET
your time,
money, and
resources
\$\$\$\$\$

Planning is the secret to a successful vacation. The vast Walt Disney World Resort is not designed for procrastinators or last-minute travelers. Good planning is rewarded by a far more magical Disney experience. Planning is also wonderful fun. It increases the anticipation and starts the excitement months before the vacation begins.

Planning begins with learning about the Walt Disney World Resort. Your PassPorter has all the information you need for a great vacation, and then some! Written to be complete yet compact, the PassPorter can be your only guidebook or act as a companion to another. You can use it in a variety of ways: as a travel guide, a vacation planner, an organizer, a trip journal, and a keepsake. We designed it for heavy use—you can take it with you and revisit it after your trip is a fond memory. Personalize it with your plans, notes, souvenirs, and memories. We even crafted it with extra room in the binding to hold the things you'll squeeze and jam into the pockets along the way. The PassPorter is the ultimate Walt Disney World Resort guide—before, during, and after your vacation.

This first chapter helps you with the initial planning stage: gathering information and budgeting. Your PassPorter then continues through the planning stages in order of priority. Sprinkled throughout are ways to personalize your trip, little-known tips, and magical Disney memories.

Above all else, have fun with your plans, both now and when you reach the Walt Disney World Resort. Leave room for flexibility, and include time to relax and refresh. Despite the temptation to see and do it all, an overly ambitious plan will be more exhausting (and frustrating) than fun. Don't get so bogged down with planning and recording that you miss the spontaneous magic of a Disney vacation. As Robert Burns so appropriately said, "The best laid plans of mice and of men go oft astray." Use your PassPorter to plan ahead so you can relax and enjoy your vacation, no matter what it brings.



Packing List

Packing for a vacation is fun when you feel confident you're packing the right things. Over the years, we've compiled a packing list for a great Disney vacation. Just note the quantity you plan to bring and check them off as you pack. Consider carrying items in **bold** on a daily basis around the parks.

The Essentials

- Casual clothing you can layer—the dress code nearly everywhere at Disney is casual, even at dinner. One “nice” outfit is usually enough.

___ Shorts/Skirts	___ Pants/jeans	___ Shirts	___ Sweaters
___ Underwear	___ Socks	___ Pajamas	___
- Jacket and/or sweatshirt (light ones for the warmer months)

___ Jackets	___ Sweatshirts	___ Sweaters	___ Vests
--------------------	-----------------	--------------	-----------
- Comfortable, well-broken-in shoes... plus a second pair just in case!

___ Walking shoes	___ Sandals	___ Sneakers	___
-------------------	-------------	--------------	-----
- Swim gear (bring one-piece suits for water slides)

___ Suits/trunks	___ Cover-ups/towels	___ Water shoes	___ Goggles
------------------	----------------------	-----------------	-------------
- Sun protection (the Florida sun can be brutal) ☀️

___ Sunblock	___ Lip balm	___ Sunburn relief	___
___ Hats w/brims	___ Caps	___ Visors	___ Sunglasses
- Rain gear ☔ (compact and light so you don't mind carrying it)

___ Raincoat	___ Poncho	___ Umbrella	___ Dry socks
--------------	-------------------	--------------	----------------------
- Comfortable bags with padded straps to carry items during the day

___ Backpacks	___ Waist packs	___ Shoulder bags	___ Camera bag
----------------------	------------------------	-------------------	-----------------------
- Toiletries 🧴 (in a bag or bathroom kit to keep them organized)

___ Brush/comb	___ Toothbrush	___ Toothpaste	___ Dental floss
___ Favorite soap, shampoo, & conditioner	___	___ Deodorant	___ Baby wipes
___ Aspirin/Acetaminophen/Ibuprofen	___	___ Band aids	___ First aid kit
___ Prescriptions (in original containers)	___	___ Vitamins	___ Fem. Hygiene
___ Hair dryer/iron	___ Anti-blister tape	___ Makeup	___ Hairspray
___ Razors	___ Shaving cream	___ Cotton buds	___ Lotion
___ Nail clippers	___ Spare eyeglasses	___ Lens solution	___ Bug repellent
___ Mending kit	___ Small scissors	___ Safety pins	___ Insect sting kit
- Camera/camcorder and more film 📷 than you think you need

___ Camera	___ Camcorder	___ Film/tapes	___ Storage cards
___ Batteries	___ Chargers	___ Camera case	___
- Money in various forms and various places

___ Charge cards	___ Travelers checks	___ Bank cards	___ Cash
-------------------------	-----------------------------	-----------------------	-----------------
- Personal identification, passes, and membership cards

___ Driver's licenses	___ Other photo ID	___ Passports	___ Birth certificate
___ AAA card	___ Discount cards	___ Air miles card	___
___ Tickets/Passes	___ Insurance cards	___ Calling cards	___

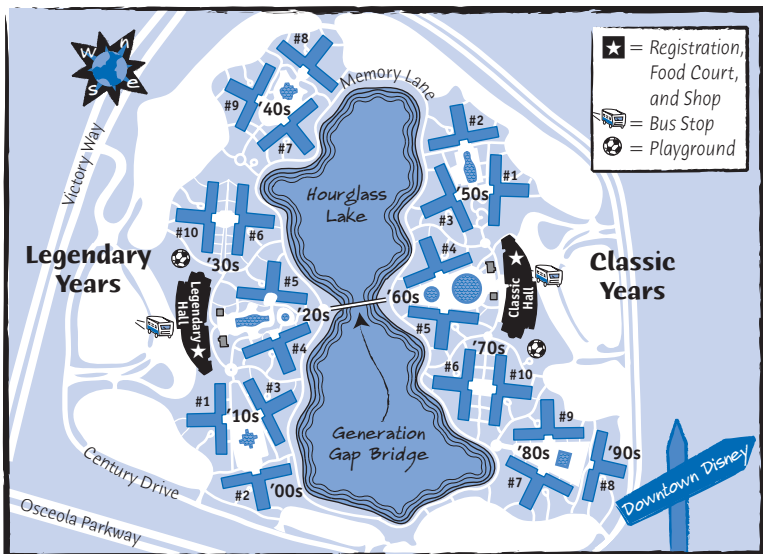
Tip: Label everything with your name, phone, and hotel to help reunite you with your stuff if lost. Every bag should have this info on a luggage tag as well as on a slip of paper inside it. Use our Luggage Tag Maker at <http://www.passporter.com/wdw/luggageelog.htm>.

Resort Comparisons

	All-Star Resorts	Animal King, Lodge	Beach Club/Villas	Boardwalk Inn/Villas	Caribbean Beach	Contemporary	Coronado Springs	Dolphin	Fort Wilderness	Grand Floridian	Old Key West	Polynesian	Pop Century	Port Orleans	Saratoga Springs	Shades of Green	Swan	Wild. Lodge/Villas	Yacht Club	
<i>* Kitchen facilities are present only in the villas of indicated resorts</i>																				
Deluxe		✓	✓	✓		✓		✓	✓		✓				✓	✓	✓	✓	✓	✓
Home-Away			✓	✓					✓		✓				✓			✓	✓	✓
Moderate					✓		✓							✓						
Value	✓												✓							
Rooms and Amenities																				
Total Rooms	5760	1293	785	910	2112	1041	1967	1509	1195	900	761	853	5760	3056	696	586	758	864	634	
Occupancy	4	4-5	4-8	4-12	4	5	4	5	4-10	5	4-12	5	4	4-5	4-12	5	5	4-8	5	
Mini bars			✓					✓	✓	✓	✓	✓			✓	✓	✓		✓	
Coffeemakers					✓		✓	✓	✓	✓	✓	✓			✓	✓	✓		✓	
Hairdryers		✓	✓	✓		✓	✓	✓	✓	✓	✓	✓			✓	✓	✓	✓	✓	
In-Room Safes	✓	✓	✓	✓	✓	✓	✓	✓	✓	✓	✓	✓	✓	✓	✓	✓	✓	✓	✓	
Kitchen Facilities*		✓	✓	✓		✓	✓	✓	✓	✓	✓	✓			✓	✓	✓	✓	✓	
Turndown (on req.)		✓	✓	✓		✓				✓		✓			✓	✓	✓	✓	✓	
Eating and Drinking																				
Restaurants/Cafes	-	2	3	7	1	5	1	2	2	7	3	3	-	1	1	4	3	3	3	
Character Meals			✓			✓		✓	✓	✓		✓				✓	✓			
Lounges	3	3	3	4	1	3	2	1	1	3	1	2	2	4	2	1	2	2	2	
Food Court	3	1		1		1	1						2	2						
Room Service		✓	✓	✓	✓	✓	✓	✓	✓	✓		✓			✓	✓	✓	✓	✓	
Pizza Delivery	✓										✓		✓	✓					✓	
Recreational Activities																				
Beach (no swim)			✓		✓	✓	✓	✓	✓	✓	✓	✓					✓	✓	✓	
Pools	6	1	3	3	7	2	4	2	2	2	4	2	6	7	3	2	2	2	3	
Kid Pool	3	1	1	1	1	1	1	1	1	1	1	1	2	2	1	1	1	1	1	
Spa (Hot Tub)	-	2	5	3	1	2	1	1	-	1	2	-	-	2	4	1	1	3	5	
Spa (Services)			✓	✓			✓	✓	✓	✓	✓	✓			✓	✓	✓	✓	✓	
Health Club		✓	✓	✓		✓	✓	✓	✓	✓	✓	✓			✓	✓	✓	✓	✓	
Marina			✓	✓	✓	✓	✓	✓	✓	✓	✓	✓		✓			✓	✓	✓	
Tennis			✓	✓	✓	✓	✓	✓	✓	✓	✓	✓			✓	✓	✓	✓	✓	
Jogging Path	✓		✓	✓	✓	✓	✓	✓	✓	✓	✓	✓	✓	✓	✓	✓	✓	✓	✓	
Playground	✓	✓	✓	✓	✓	✓	✓	✓	✓	✓	✓	✓	✓	✓	✓	✓	✓	✓	✓	
Arcade	✓	✓	✓	✓	✓	✓	✓	✓	✓	✓	✓	✓	✓	✓	✓	✓	✓	✓	✓	
Kid's Program		✓	✓	✓		✓		✓		✓		✓		✓		✓	✓	✓	✓	
Access and Facilities																				
Monorail							✓			✓		✓								
Disabled Rooms	288	66	10	51	22	6	99	43	13	5	67	17	126	34	16	22	8	46	10	
Conf. Center			✓	✓		✓	✓	✓	✓	✓							✓		✓	
Your Favorites																				

Finding Your Place at Disney's Pop Century Resort

POP CENTURY RESORT MAP



BEST LOCATIONS

Rooms at Pop Century **vary only by location** within the resorts and floor level. For convenience, we recommend the '50s, '60s, or '70s (Classic Years), and '10s, '20s, and '30s (at Legendary Years)—they are closest to pools, food, and transportation. Our personal picks are the '70s (at Classic Years) and the '30s (at Legendary Years) as they should be relatively quiet and have good views from most all windows. Note that several buildings offer excellent views of Hourglass Lake, particularly buildings #3, #4, #5, and #6. If you seek quiet, request a room on the third or fourth floors.

RATES

2004 Sample Room Rates

Seasons are noted on page 14

Room Type	Value	Regular	Peak	Holiday
Standard Room	\$77	\$99	\$109	\$114
Preferred Room	\$87	\$109	\$121	\$126

Tax is not included in above rates. Preferred rooms are in the guest lodges closest to the main buildings (the '60s at Classic Years and the '20s at Legendary Years). There is a \$10 per person charge for the third and fourth adult in a room, but no extra charge for children under 18. Rooms may face parking lots or courtyards.

INFO

Disney's Pop Century Resort

- 1050 Century Drive, Lake Buena Vista, FL 32830
- Phone: 407-938-4000 Fax: 407-938-4039
- For reservations, call Central Reservations: 407-934-7639

Magic Kingdom

The Magic Kingdom is a true fantasy land, playfully painted in bold strokes upon the canvas of the imagination. This is quintessential Disney and often the first park guests visit. It is located the furthest north of all parks, on the shore of the Seven Seas Lagoon.

The Magic Kingdom conjures up fantasy, nostalgia, youth, and most of all, **magic**. One thing it does especially well is blend the ordinary with the unusual, enhancing both to make it all seem better than reality. This giant, 107-acre playground attracts people of all ages to its bygone boulevards, tropical gardens, western saloons, and living cartoons. All roads lead to Cinderella Castle (see photo on next page), the crown of the Kingdom.

Five “lands” radiate like spokes from the hub of Cinderella Castle, located in the center of the park, with two more lands added on for good measure (see the fold-out map on page 124). Below are the lands in clockwise order, along with descriptions and headline attractions. See page 123a&b for our favorite itineraries and an at-a-glance list of attractions, and pages 128–136 for attraction details.

Main Street, U.S.A. Headline Attraction:	An early 1900s main street bustles with shops, eateries, a barbershop quartet, and City Hall. <i>Walt Disney World Railroad</i>
Adventureland Headline Attractions:	Walk to the beat of jungle drums in a paradise filled with pirates, parrots, crocs, and camels. <i>Pirates of the Caribbean, Tiki Room, Jungle Cruise, Aladdin</i>
Frontierland Headline Attractions:	Journey back to the American Frontier, complete with a fort and “mountain range.” <i>Splash Mountain, Big Thunder Mountain Railroad</i>
Liberty Square Headline Attractions:	Step back in time to Colonial America with her presidents, riverboats, and a haunted house. <i>The Haunted Mansion, The Hall of Presidents</i>
Fantasyland Headline Attractions:	An enchanted, brightly-colored “small world” where elephants fly and teacups spin. <i>Winnie the Pooh, Dumbo, Mickey’s PhilharMagic</i>
Mickey’s Toontown Fair Headline Attractions:	Walk through a cartoon world to Goofy’s farm, Mickey and Minnie’s homes, and Donald’s Boat. <i>Mickey’s Country House, The Barnstormer at Goofy’s Farm</i>
Tomorrowland Headline Attractions:	The future as imagined in the 1930s, complete with space flights, aliens, and time travel. <i>Space Mountain, Buzz Lightyear, Stitch Escape! (late 2004)</i>

AMBIENCE
PARK LAYOUT AND HIGHLIGHTS

Planning

Getting There

Staying in Style

Touring

Feasting

Making Magic

Index


Notes & More

ENTERTAINMENT

Entertainment and Shopping at the Magic Kingdom

Fold out the next page for touring plans and a handy attraction chart

Fun and excitement surround you in the Magic Kingdom. Live entertainment fills the streets with parades, performers, bands, and fireworks. Every afternoon the 20-minute long **Share a Dream Come True Parade** highlights favorite moments captured inside giant snow globes (see the parade route on page 124). We like to watch the parade from Frontierland or Liberty Square. The dazzling, new **Wishes fireworks show** is generally held nightly in peak seasons and on weekends at other times. Stand in front of Cinderella Castle to see Tinker Bell fly towards Tomorrowland before the 12-minute fireworks show. Mickey's Toontown Fair, Tomorrowland (near Indy Speedway), and Liberty Square are good viewing locations, too. Cinderella Castle is the backdrop for live musical stage shows, including **Cinderella's Surprise Celebration**—a fun show that spills out onto the forecourt stage, castle balconies, and even a turret! The **SpectroMagic** evening parade (if showing) adds lights and music to the fun and follows the same route as the day parade. Disney characters make appearances throughout the park, especially at park opening and after some shows. See the Times Guide for showtimes or visit Steve Soares' unofficial site at <http://pages.prodigy.net/stevesoares>.



Dave tries the Sword in the Stone behind Cinderella Castle

© MediaMarx, Inc.

SHOPPING

Sure stops for general Disney merchandise include much of Main Street, U.S.A.—shops here are open for half an hour after park closing. Here are some of our favorite **themed shops**:

Shop	Land	What makes it special
The Chapeau	Main Street, U.S.A.	Hats with embroidered names
Disney Clothiers	Main Street, U.S.A.	Upscale yet casual Disney clothes
Agrabah Bazaar	Adventureland	Themed, open-air marketplace
Briar Patch	Frontierland	Great theme, Pooh & friends
The Yankee Trader	Liberty Square	Cooking and serving accessories
Tinker Bell's Treasures	Fantasyland	Disney costumes and dolls
Mickey's Star Traders	Tomorrowland	Sci-fi toys and gadgets



Note: This is only half of the fold-out map—the other half doesn't fit in this file.



Tip: Sections highlighted in light blue (like the one below) indicate additions or significant changes at Walt Disney World since our 2003 edition!

Charting the Attractions at Future World (East)

(continued)

Jennifer's Rating
Dave's Rating
Readers' Rating

Body Wars [B-7]	A-OK!	I	7	6	6
<p>Get "shrunk" for an incredible medical rescue mission through the human body, utilizing the same technology as airline flight simulators. You'll be strapped into your seat and experience a rough ride—without really going anywhere. Indoor queue inside The Wonders of Life. Monitors show 1-min. introduction. 40"/102 cm height restriction. Young children require supervision. Health warning. Transfer from ECV to wheelchair. Closed captioning. Motion sickness warning. Non-moving rides available for ECV-bound and motion-sensitive—ask a cast member. Allie's KidTip: "It's fun, but don't go on it after a big meal."</p>			Thrill Ride		
			D-Ticket		
			Ages 6 & up		
			Turbulent, bumpy, jerky		
			Med. waits		
			5 min. ride		
Cranium Command [A-7]	A-OK!		6	5	8
<p>Follow the progress of an inexperienced "Cranium Commando," Captain Buzzy, as he gets inside the mind of Bobby, an adolescent boy. This is a funny, fanciful film with star appearances and Audio-Animatronics characters. This show is especially appreciated by teens and their parents. Pre-show is standing only, while theater has seats. The indoor queue is located inside The Wonders of Life. Wheelchair accessible. Assistive listening devices. Reflective captioning. Allie's KidTip: "It's funny. I liked the cartoon part best. It's loud in some parts."</p>			Show		
			D-Ticket		
			Ages 3 & up		
			Loud noises		
			Short waits		
			5 min. intro		
			12 min. show		
The Making Of Me [B-7]			6	7	5
<p>Join comedian Martin Short for a humorously touching and sensitively-told film about childbirth and family life. Sex takes a backseat to romance, marriage, and family love. The "difficult" issues are deftly glossed-over. Indoor queue inside The Wonders of Life pavilion. Parental discretion advised. Wheelchair accessible. Reflective captioning. Assistive listening. Allie's KidTip: "Don't go. They talk too much." (As you can see, the finer points may be lost on the young.)</p>			Film		
			C-Ticket		
			Ages 8 & up		
			Touchy topic		
			15 min. film		
Mission:SPACE [B-6] (Opened August 2003)		I	4	9	8
<p>Prepare for your space flight at the International Space Training Center in Epcot's latest attraction. As a civilian "astronaut," you board a four-person training centrifuge to experience the sensations of liftoff and zero gravity. Your mission takes you from the earth to a Mars landing, including a 15 sec. slingshot around the moon. Sensations are intense—you could become queasy. Afterwards, Jennifer felt very dizzy, but Dave was fine. You can skip the simulator and go straight to the interactive, hands-on exhibits. Kids too young to ride enjoy the Space Base playground. Indoor, themed queue. 44"/112 cm height restriction. Young kids must be with an adult. Health and motion sickness warnings.</p>			Thrill Ride		
			E-Ticket		
			Ages 8 & up		
			Disorienting		
			FASTPASS or long waits		
			7½ min.		
			pre-show		
			5 min. ride		
Test Track [B-5]	A-OK!	I	8	8	9
<p>Do you feel the need for speed? How does 65 miles per hour in a rapidly accelerating six-seat, open-air test vehicle on a tightly banked track sound? Learn how GM tests (and tortures) new vehicles and experience some of those tests. Wait in an incredibly noisy, slow queue and watch test gear whack auto parts. Use "singles queue" on the left for the shortest wait. Front seat offers more leg room. Indoor/outdoor queue. 40"/102 cm height restriction. Young children must be accompanied by adult. Health warning. Must transfer from wheelchair to ride. Assistive listening. Closed captioning. Allie's KidTip: "It has dangerous curves. You should sit in the middle so you don't get sprayed!"</p>			Thrill Ride		
			E-Ticket		
			Ages 7 & up		
			Fast, jerky		
			FASTPASS or very long waits or singles line		
			3 min. intro		
			5 min. ride		



Charting the Attractions at Future World (West)

Jennifer's Rating
Dave's Rating
Readers' Rating

Innoventions West [D-6]	A-OK!	5	5	6
<p>This is the other half of Innoventions, Epcot's two-part, high tech, hands-on trade exhibit. Tiny robot Tom Morrow 2.0 greets you at the entrance to introduce the exhibits on computing and high speed Internet technologies, e-mail postcards, Disney's interactive games, biotechnology, and a home theater demo that includes an impressive home-sized theater. Some short queues. Wheelchair accessible. Allie's KidTip: “Boring. The games are for little kids.”</p>	A-OK!	Playground		
		B-Ticket		
		Ages 6 & up		
		Noisy		
		Short waits		
		Unlimited		
Ice Station Cool [D-6]	A-OK!	6	5	7
<p>Hot and thirsty? Walk through a delightfully chilly ice cave and emerge into an area where you can sample free soft drinks from around the world. The entrance is a hot weather delight, and some of these Coca Cola-owned beverages are eye openers in their own right. Self-serve machines let you sample away. You'll love some, hate others. “Beverly” will surprise you (no telling!). Wheelchair accessible. Allie's KidTip: “Try the watermelon soda. It's the best!”</p>	A-OK!	Walkthru		
		A-Ticket		
		Ages 2 & up		
		Noisy, cold, sticky floor		
		Unlimited		
The Living Seas [E-7]	A-OK!	6	7	6
<p>This immersion in sea life starts with a 7 min. film. Afterwards, explore hands-on exhibits and spend time marveling at the world's largest saltwater aquarium tank and artificial coral reef. View dolphins, sharks, manatees, and thousands of sea creatures. Check with a cast member for a demonstration schedule. For programs that explore the aquarium in more depth, see page 245. Rumor has it that Nemo (of “Finding Nemo” fame) may be included in the future. Indoor queue. Wheelchair accessible. Assistive listening. Reflective captioning. Closed captioning.</p>	A-OK!	Pavilion		
		D-Ticket		
		All ages		
		Sharks!		
		Short waits		
		Allow about one hour		
The Land [E-6]	A-OK!	7	6	7
<p>Agriculture and the environment take center stage, hosted by Nestlé. Ride, shows, food court, restaurant. “Behind the Seeds” guided greenhouse tour.</p>	A-OK!	Pavilion		
		D-Ticket		
The Circle of Life [F-6]	A-OK!	6	5	6
<p>Timon and Pumbaa from The Lion King set out to build the Hakuna Matata Village Resort—without regard to their ecosystem. Simba reminds them (and us) how important it is to protect the environment. Great photography. Sit in the front row for an unforgettable view. Indoor queue with benches. Inside The Land pavilion. Wheelchair accessible. Assistive listening. Reflective captioning. Allie's KidTip: “Simba tells us about the earth and how to take care of it.”</p>	A-OK!	Film		
		C-Ticket		
		Ages 3 & up		
		Short waits		
		12 min. film		
Food Rocks [F-6]	A-OK!	6	5	5
<p>As we go to press, we've heard a rumor that Food Rocks may close in the near future (as early as January 2004) to make way for Soarin' Over California (see page 150 for details). Food Rocks features favorite rock tunes as giant Audio-Animatronics foods impersonate famous music groups and teach about the basic food groups. Best seats are in the middle of the theater. Indoor queue features fun nutritional exhibits. Located inside The Land pavilion. Wheelchair accessible. Assistive listening. Reflective captioning. Allie's KidTip: “It's boring, but it teaches you not to have a lot of junk food.”</p>	A-OK!	Show		
		C-Ticket		
		All ages		
		Very loud		
		Short waits		
		13 min. show		

Attraction descriptions and ratings are explained on page 127.

Disney-MGM Studios Eateries (continued)

Jennifer's Rating
Dave's Rating
Readers' Rating

The Hollywood Brown Derby [E-3] L/D

\$47



8 8 8

The famous Brown Derby, complete with “stars,” serves enticing starters like lump crab cake (\$7.99), lobster bisque (\$5.99), and the yummy and original Cobb Salad (\$12.99/two). Entrees include excellent pan-seared grouper with a citrus sauce, and first-rate roasts and chops (\$16.99–26.99). Desserts like the famous grapefruit cake (\$5.99–7.29) are quite good, and this is the place for a celebratory bottle of bubbly. The Brown Derby is the Studios’ most elegant establishment. Off-white walls covered with caricatures of the stars, dark wood trim, crisp, white table linens, and attentive, formal service set the tone. Hollywood “personalities” may jazz-up the show. Fantasmic! Meal Package (see page 217). Meal with an Artist/Imagineer (see page 237).



Dave at the Brown Derby

Table
American
Medium noise
Priority seats strongly recommended
Call 90 days
Long waits
11:30 am–3:45 pm
4:00 pm–closing

Mama Melrose's Ristorante Italiano [A-4] L/D \$37 (\$29)

6 5 7

Mama’s is a bare brick wall and checkered tablecloths sort of place. A wide variety of individual wood-fired pizzas (\$11.49–12.49), light pasta specialties, and simple meats grace the menu at Mama’s, which changes regularly. Veal osso bucco with risotto (\$19.99); chicken parmesan (\$15.99); or a grilled beef filet (\$20.99) may catch your eye. The seafood pasta Fra Diavolo (\$17.99) wasn’t devilishly spicy or briny, but there was plenty of shellfish. Sangria, a Bellini cocktail, and desserts like spuma di cioccolato (\$4.99) may catch your attention. Ask about the Fantasmic! Dinner Package, which offers a three-course dinner plus seating at Fantasmic! (see pages 153 & 217). Your little “bambini” can get spaghetti, chicken nuggets, burgers, or pizza for \$4.99.

Table
Italian
Med. noise
Priority seats suggested
Call 90 days
Short waits
11:30 am–3:50 pm, 4 pm–closing

Rosie's All-American Cafe [C-3] L/D/S

\$12



4 4 6

Part of the outdoor Sunset Ranch Market mini-food court on Sunset Blvd., Rosie’s is really a hamburger stand offering burgers (\$3.79–5.29), veggie burgers (\$3.79), chicken strips (\$6.49), soup (\$2.59), salad (\$2.19), and desserts (\$2.29–\$3.49). Seating is outdoors at covered picnic benches. Other stands nearby offer pizza, smoked turkey legs, ice cream, McDonald’s fries, and fresh fruit.

Counter
American
Med. noise
Med. waits
11 am–closing

Sci-Fi Dine-In Theater Restaurant [C-4] L/D \$36



7 7 6

Build a drive-in theater in a movie soundstage, seat folks in replica vintage cars, serve souped-up drive-in fare, and show old sci-fi movie trailers. Would anyone buy that script? You and the kids will at this fanciful eatery. The menu is fun and portions are huge. Definitely get a shake (\$3.29)—you can get “adult” (alcoholic) shakes, too. The kid’s menu is classic “drive-in,” but the adult menu has upscale choices like pan-seared salmon on wild rice (\$16.99) and shrimp penne pasta (\$16.49). At lunch try the smoked prime rib sandwich (\$12.95) or apple walnut chicken salad (\$10.95). The desserts are out of this world (\$4.25–4.95). Everyone faces the screen, so chatting is hard. Not all seats are “parked cars”—request one if you want it. Kid’s menu \$4.99.

Table
American
Noisy
Priority seats strongly recommended
Call 90 days
Med. waits
11 am–4 pm
4 pm–closing

Eatery descriptions and ratings are explained on page 204.

Planning
Getting There
Staying in Style
Touring
Feasting
Making Magic
Index
Notes & More

Disney-MGM Studios Eateries (continued)

Jennifer's Rating
 Dave's Rating
 Readers' Rating

Toluca Legs Turkey Co. [6-3]	L/D/S	\$9	4	4	5
Part of the outdoor Sunset Ranch Market mini-food court on Sunset Blvd. As you may have guessed, you can get a turkey leg (\$4.49) to munch on. You can also get foot-long hot dogs with chili and/or cheese (\$3.69-4.89). Seating is outdoors at covered picnic benches. Other stands nearby offer burgers, chicken strips, soup, ice cream, McDonald's fries, and fresh fruit.			Counter		
			American		
			Noisy		
			Med. waits		
			11 am-closing		

Toy Story Pizza Planet [B-5]	L/D	\$10	3	4	6
The name is familiar, but this pizzeria/arcade doesn't look all that much like the pizza palace in Toy Story. Choose from individual pizzas (\$5.29-5.79) or "meal deals" that combine pizza, a side salad, and drink (\$8.49-8.99). There's also a Greek Salad (\$5.29) and cookies (\$1.79) It's an OK place to eat and rest while your little "Andy" or "Jessie" hits the arcade. Seating upstairs and outside.			Counter		
			American		
			Very noisy		
			Long waits		
			11 am-closing		

Fantasmic! Dining Package

If you're thinking about a table service dinner at Disney-MGM Studios, consider the Fantasmic! Dinner Package. You get a meal at Hollywood Brown Derby, Mama Melrose, or Hollywood and Vine *plus* seats in the reserved section at the Fantasmic! nighttime show (no waiting in those long lines!), at the price of the meal alone. To qualify, everyone in your party must order the fixed-price meal—\$19.99-36.99 for adults, depending on the restaurant, and kids are \$9.99. Fantasmic! meal reservations require a credit card deposit. Call 407-WDW-DINE to make reservations and pre-pay up to 90 days in advance, or ask about it at Guest Services at your Disney resort hotel or at Guest Relations in the park. Availability is very limited. See map on page 153 for the location of Guest Relations. Note: Restaurants and details may change, lunch may be available in some seasons (ask) and Fantasmic! may be cancelled in bad weather.

Disney-MGM Studio's Snack Shops and Carts

Name	Location	Specialties
Dinosaur Gertie's Ice Cream	Echo Lake	Soft-serve ice cream
Min & Bill's Dockside Diner	Echo Lake	Shakes & malts, stuffed pretzels
Peevy's Polar Pipeline	Echo Lake	Frozen slushes, bottled drinks
Tune-In Lounge	Echo Lake	Alcoholic beverages, snacks
Anaheim Produce 🍌🍌	Sunset Boulevard	Fresh fruit, drinks
Hollywood Scoops	Sunset Boulevard	Hand-dipped ice cream
Starring Rolls Bakery	Sunset Boulevard	Cookies, pies, pastries, coffee
Fairfax Fries	Sunset Boulevard	McDonald's fries, beverages
Studio Catering Co. 🍌	Mickey Avenue	Ice cream, popcorn (may be closed)

Note: Some shops and carts may be seasonal.

Planning

Getting There

Staying in Style

Touring

Feasting

Making Magic

Index

Notes & More

Special Occasions

It seems natural to celebrate a special occasion at Disney. It's designed for fun and comes pre-decorated! So whether you plan a trip around a special day, or want to celebrate one that falls during your vacation, you can do it at Disney! Here are our tips and tricks for a magical celebration:

Birthdays—What better place to celebrate a birthday than at Disney? If you're at a Disney resort, press "O" and ask for the special "birthday message." Be sure to request a free "It's My Birthday!" pin at the Guest Relations desk at the theme parks. If you want to celebrate in style, all sorts of birthday parties and cruises can be arranged in advance—you can even "invite" Disney characters (though they're very expensive). For kids ages 4–12, you can arrange a birthday party at the BoardWalk or the Yacht & Beach Club—call the resorts directly for more information (phone numbers are found in the Staying in Style chapter). For parties in other restaurants, call 407-WDW-DINE. Birthday cruises (407-WDW-PLAY) are also available—we surprised Dave's father with one and he loved it! And in March 2003, Jennifer surprised her mom Carolyn with a special birthday event, planned in part by Gifts of a Lifetime (see sidebar below).



© MediaMarx, Inc.

Jennifer's mom Carolyn celebrates her birthday at Restaurant Akershus

Engagements—Disney is a magical place to propose to a loved one. Devise your own scheme, or get ideas from Disney by calling 407-824-5130.

Weddings—Of course you can get married at Disney, too! From intimate to traditional to themed, Disney's Fairy Tale Weddings have something for virtually every budget. Visit <http://disneyweddings.com> or call 407-828-3400. Visit <http://www.yourfairytale.com>, where you can get unofficial Disney wedding and honeymoon details, and order the "Disney Weddings" e-book by Andrea Rotondo Hospidor (\$20).



Special Services for Special Occasions

It's a challenge to organize a special occasion long distance. An innovative company, **Presentations: Gifts of a Lifetime**, helps you shop for that perfect gift, arrange a magical event, and even put on the whole show! To learn more, visit their Web site at <http://www.giftsofalifetime.com> or call 407-909-0593.

You can also have the **Walt Disney World Florist** (407-827-3505) prepare a fruit or snack basket and deliver it to a guest room.

Need a little help remembering that special occasion? Another unique service, **MouseMemories**, can create custom memory albums from your own photos. If you prefer to create your own memory albums, they offer scrapbooking supplies. To learn more, visit <http://www.mousememories.com>.

Honeymoons—Walt Disney World is the #1 honeymoon destination in the world, believe it or not. Not only are romantic spots found around virtually every corner, but Disney goes out of its way to make newlyweds welcome. Special honeymoon packages, romantic rooms, candlelit dinners, and adult-oriented entertainment abound. Even if you do nothing more than mention that it is your honeymoon to cast members, you're in for a special treat. For details, call Disney at 407-934-7639. We recommend the book "Walt Disney World for Couples" by Rick and Gayle Perlmutter for an excellent guide to romance at Disney.

Anniversaries—Like birthdays, anniversaries are always in style at the Walt Disney World Resort. You can plan a special night out at a romantic restaurant, or shape an entire vacation around your special day. The Garden Grill at Epcot offers an anniversary "re-hitching" celebration—call 407-WDW-DINE. Be sure to mention your anniversary when making priority seatings (especially at Cinderella's Royal Table)—you may be pleasantly surprised. If you're staying at a resort, mention your anniversary at check-in, too.

Group Events—With all the conventions they host each year, Disney is a pro at group parties and functions. We've planned several ourselves and found plenty of options and many helpful cast members. And with the introduction of "Magical Gatherings" (see sidebar below), group events are even easier to plan! You can have a private party virtually anywhere in the "World," for small or large groups. For parties in any of the resorts, call 407-828-3074. If you're interested in having a private party at one of the parks, including Pleasure Island (can we come?), call Group Sales at 407-828-3200. We can't say it'll be cheap, but you can plan one within a reasonable budget if you're careful. Of course, you can go all-out, too—companies rent entire theme parks. Planet Hollywood at Downtown Disney hosts private functions, too. In fact, your authors host special gatherings for PassPorter readers who want to meet us and other like-minded folks who just can't get enough of Disney. If you'd like to learn about our next PassPorter Gathering, please visit us at <http://www.passporter.com/gathering.htm>.



© MediaMarx, Inc.

A jolly PassPorter Gathering with friends Russ, Cindy, Don, Ashley, Jason, Nancy, and Dave at Biergarten in Epcot



Magical Gatherings

Disney kicked off a new program in October 2003 designed to help bring friends and family together at Walt Disney World. If you've got eight or more people staying at a Walt Disney World resort, you can book special experiences only available to groups. These events include the International Storybook Dinner (with storytelling and a VIP viewing of IllumiNations at Epcot), Good Morning Gathering (a Magic Kingdom character breakfast with Mickey Mouse), Safari Celebration Dinner (an end-of-day safari followed by a dinner reception at Tusker House with characters, live entertainment, and animal experiences), and the Magical Fireworks Voyage (an evening cruise to view the new Wishes fireworks show over Magic Kingdom). Disney also provides helpful services to plan your gathering, such as web-based tools to help your group stay in touch and build consensus. And Disney has increased the number of restaurants that accommodate larger parties. To plan a Magical Gathering, call 407-WDISNEY or visit <http://www.disneyworld.com/magicalgatherings>.

Your Own Walt Disney World

Make Walt Disney World your personal playground with these tips:



Create your **own shirts!** I used Avery Dark T-shirt Transfers to make personalized shirts for all five members of our family. I found inexpensive Hanes shirts in a different color for each day and used Disney's Magic Artist software and clip art from Disney web sites to create a different design for each set of shirts. I also added some personalization to the designs, like 'Powell Family Vacation.' The shirts helped me keep track of my husband and three boys. We also got extra attention from cast members who would say things like 'Have a great day, Mr. Powell!' etc. At least 10 people chased us down to ask where we got our shirts. The shirts only cost around \$6 each.

— Contributed by Kris Powell, a winner in our 2003 Magic Tip Contest



Write to us and **share your experiences, memories, and tips.** If we use them, we'll credit you in the PassPorter and send you an autographed copy! Drop us a note at P.O. Box 3880, Ann Arbor, Michigan 48106 or e-mail us at memories@passporter.com.

Magical Memories



"We made plans for a family trip to Walt Disney World—there were 10 of us going (11 if you count my being 3 months pregnant!), grandparents included. From the time we bought our airline tickets until the time we left for the airport, I gave everyone daily updates and trip ideas. Most of them I got from the PassPorter web site! I made folders up and printed up restaurant menus from all over the 'world' and out-of-the-way fun stuff (like the butterfly gardens in Epcot and the Mickey head in the Haunted Mansion on the banquet table). I printed out all our reservation info for each family, and made coloring pages for the little ones to color while the months passed slowly by! And I sent the group daily e-mails and Disney facts each day! Time still passed too slowly for my taste, but it gave us that light at the end of a long dreary winter tunnel! I even went online and ordered Disney name tags for the kids through Gifts of a Lifetime, and these were a hit! The kids wore them everyday and cast members called them by name! In short, the anticipation of the trip became as much fun as the trip itself!"

...as told by Disney vacationer Tami Romano



"When my mother Evelyn passed away, my daughter Jennifer promised me that we'd take a special trip to Walt Disney World together. It so happened that the trip coincided with my birthday, and Jennifer pulled out all the stops. She made up inspirational cards and birthday goodie bags themed to our next visit to place on my pillow each night and morning, she brought me 'It's My Birthday!' pins at all the parks, and she decorated our hotel rooms in honor of the event. As a finale, she arranged a special event through Gifts of a Lifetime, during which I had to follow a series of hidden clues to find the birthday card that 'Tinker Bell' had hidden in Fantasyland. Jennifer said that my reaction when I discovered the surprises in the end was just priceless... as I actually shrieked in delight!"

...as told by Disney vacationer Carolyn Tody (Jennifer's Mom)



More PassPorters

You've asked for more PassPorters—we've listened! At our readers' request, we developed the Deluxe Edition of same book you hold in your hands—it's proven phenomenally popular! In 2003 we introduced "PassPorter's Field Guide to the Disney Cruise Line and its Caribbean Ports of Call," and our new "PassPorter Disneyland Resort and Southern California" book (ISBN: 1587710048-spiral and 1587710056-deluxe) debuts in 2004. To learn more about new PassPorters, visit <http://www.passporter.com>.




PassPorter Deluxe Edition

Design first-class vacations with this loose-leaf ring binder. The Deluxe Edition features the same great content as the PassPorter Walt Disney World spiral guide. Special features of the Deluxe Edition include ten interior storage slots in the binder to hold guidemaps, I.D. cards, and a pen (we even include a pen). The Deluxe binder makes it really easy to add, remove, and rearrange pages... you can even download, print, and add-in updates and supplemental pages from our Web site, and refills are available for purchase. You can learn more and order a copy at <http://www.passporter.com/wdw/deluxe.htm>. The Deluxe Edition is also available through bookstores by special order—just give your favorite bookstore the ISBN Code for the 2004 Deluxe Edition (1587710137).

PassPorter's Field Guide to the Disney Cruise Line and its Caribbean Ports of Call—Second Edition

Get your cruise plans in shipshape with our updated field guide! This take-along travel guide and planner covers the Disney Cruise Line in incredible detail, and includes deck plans, stateroom floor plans, original photos, menus, entertainment guides, port/shore excursion details, and plenty of worksheets to help you budget, plan, and record your cruise information. This is the only guidebook devoted to the Disney Cruise Line! Learn more and order at <http://www.passporter.com/dcl> or get a copy at your favorite bookstore (ISBN: 1587710161). Our cruise guide is also available in a Deluxe Edition with PassPockets—you can order this on our Web site or through a bookstore (ISBN: 158771017X).



(march 2004)

To order any of our guidebooks, visit <http://www.passporterstore.com> or call toll-free 877-929-3273. PassPorter guidebooks are also available in your local bookstore. If you don't see it on the shelf, just ask!

Note: The ISBN codes noted above apply to our 2004 editions. For later editions, just ask your bookstore to search their database for "PassPorter."

Customize Your PassPorter

Use these labels to personalize your PassPockets for your trip. The color rectangles at the right can be folded over the edge of pages to create your own tabs or flags!

- Our Cruise**
- Our Honeymoon**
- Our Wedding**
- Our Anniversary**
- Our Reunion**
- Our Gathering**
- Happy Birthday**
- Our Special Day**
- Our Journey**
- Our Eleventh Day**
- Our Twelvth Day**
- Our Thirteenth Day**
- Our Fourteenth Day**
- Our Return**



PLANS PLANS
TRAVELS TRAVELS
ROOMS ROOMS
PLAY PLAY
FOOD FOOD
PLACES PLACES
MAGIC MAGIC

Create
Your
Own
Labels
&
← Tabs →

SAMPLEPASSPOCKET (FRONT)



Take it easy on your first day so you don't wear yourself out early in the trip. Your entire vacation is ahead of you—relax and enjoy it!

Our First Day

Confirmation Numbers

: Wake up: _____

: Early Morning: _____

: Breakfast: _____

: Morning: _____

: _____

: Lunch: _____

: Afternoon: _____

: _____

: Dinner: _____

: Evening: _____

: _____

: Before bed: _____

Special plans for today: _____

↓ Store small items in here like ticket stubs and receipts for meals and purchases ↓

Things to Do, Places to Go, Attractions to Visit

<input type="checkbox"/> _____	<input type="checkbox"/> _____
<input type="checkbox"/> _____	<input type="checkbox"/> _____
<input type="checkbox"/> _____	<input type="checkbox"/> _____
<input type="checkbox"/> _____	<input type="checkbox"/> _____

Notes

Day:

Date:

OUR FIRST DAY: Itinerary, Information, Tickets, Guides, Maps

Memories of Our First Day

The weather today was... _____

The best thing today was... _____

The worst thing today was... _____


The funniest thing today was... _____

Today we tried... _____

and the result was... _____

The most magical moment today was... _____

Photos and Snapshots

 Photos taken today (roll # _____)

Shot #	Description
_____	_____
_____	_____
_____	_____
_____	_____
_____	_____

Budget and Expenses

First day budget: \$ _____

Admission: \$ _____

Meals: \$ _____

\$ _____

\$ _____

Shopping: \$ _____

\$ _____

Other: \$ _____

\$ _____

Total: \$ _____

Meals and Snacks

Breakfast: _____

\$ _____

Lunch: _____

\$ _____

Dinner: _____

\$ _____

Snacks: _____

\$ _____

Notes for Next Time

Update on PassPorter 2004

October 18, 2003

Hi again!

We've had thousands of people download the 2002 and 2003 sneak peek files, and a few questions and comments have come up as a result:

1. 2003 was a very good year for PassPorter. Our 2003 edition is essentially sold out, though we still have some Deluxe Editions and a handful of spirals if you need one before the end of the year.

2. Readers of this file have a special discount code for the 2004 editions. Just type peek at checkout in our online store to get 20% off the list price. This discount is good until we run out of 2004 editions.

3. If you want to learn more about PassPorter but aren't sure about buying a current edition yet, you can get one of our older editions at really great prices. In fact, we're giving away our earlier editions while supplies last—all you pay is shipping and handling. To learn more, visit:

<http://www.passporterstore.com/store/freepassporter.aspx>

4. As we mentioned our 2005 edition comes out in January 2005. If you're going in January 2005, we highly recommend the 2004 edition instead—you'll want it more than week or two in advance to plan your trip. Otherwise, you can pre-order our 2005 edition at our store. Pre-orders are always the first to receive the new edition—bookstores won't get it for about 3-4 weeks! Here's a link to our store:

<http://www.passporterstore.com/store/>

5. Download our free update list (when available) for PassPorter 2004 at:

<http://www.passporter.com/customs/bookupdates.htm>

Have questions? Please e-mail us at jenniferanddave@passporter.com.

Thanks,

Jennifer, Dave, and Allison